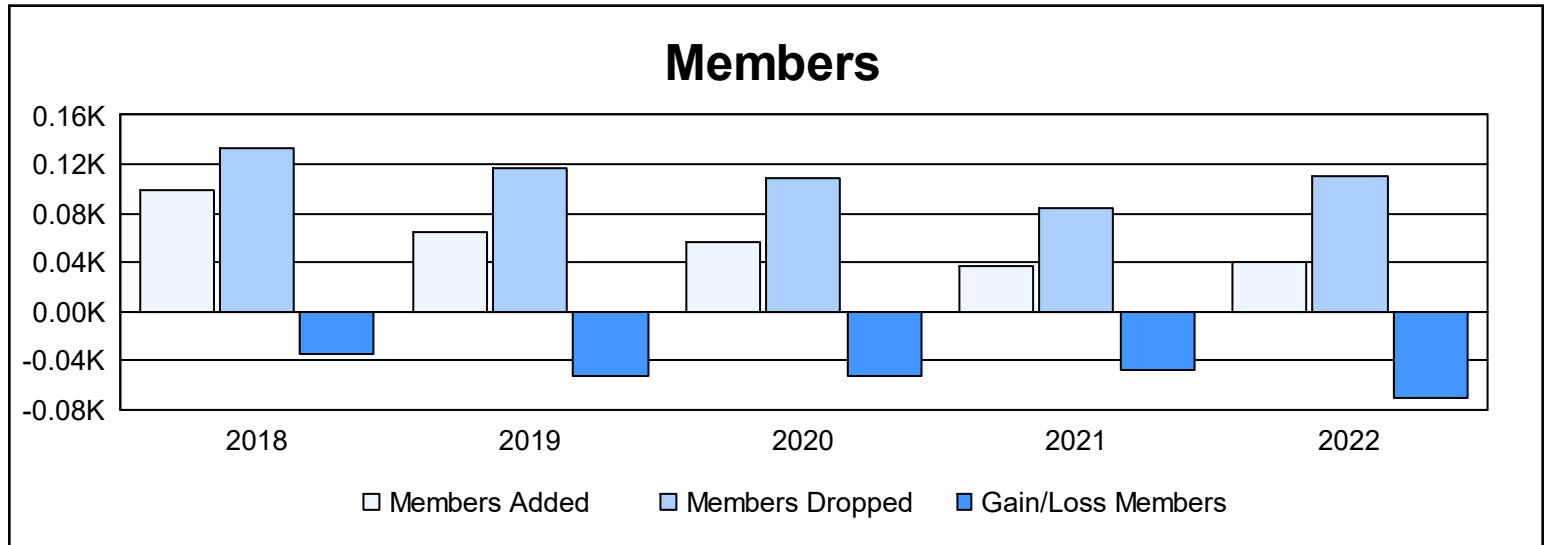
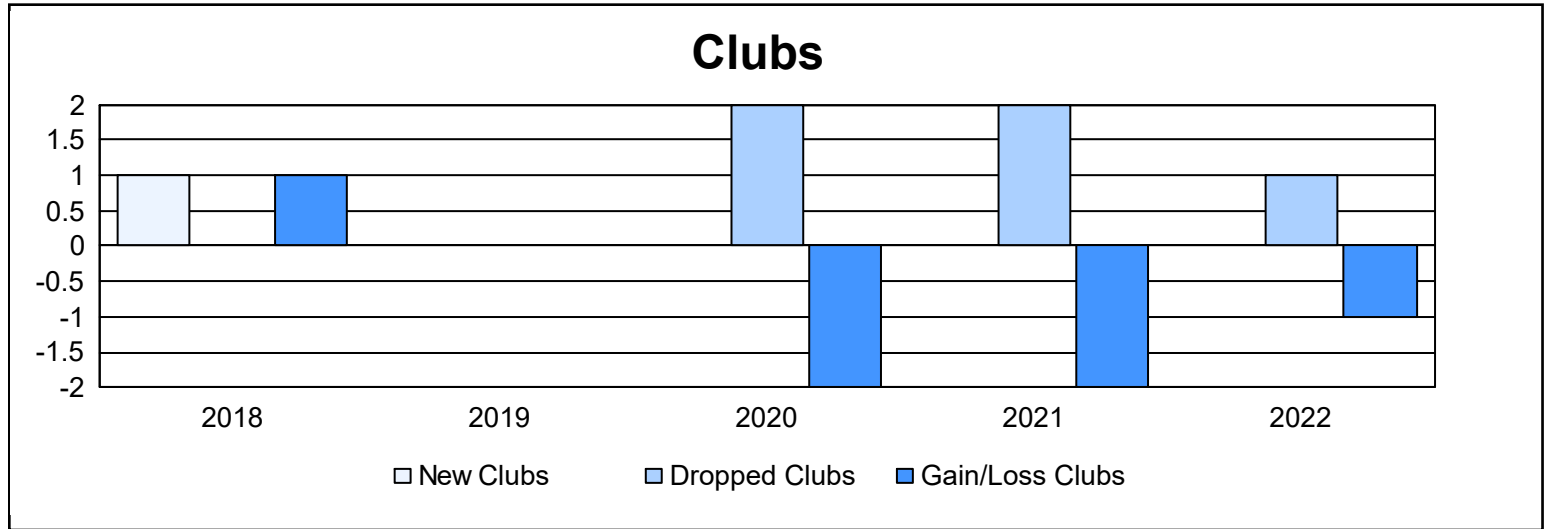
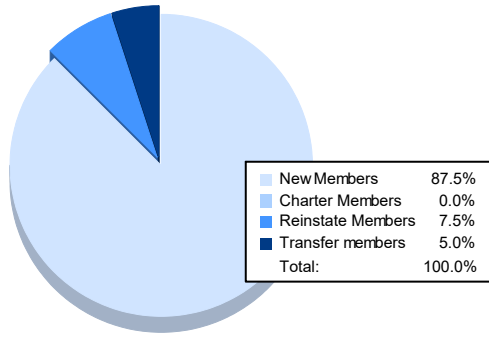


Year	New Clubs	Dropped Clubs	Gain/ Loss Clubs	New Members	Charter Members	Reinstate Members	Transfer Members	Total Member Added	Total Members Dropped	Gain/ Loss Members
2017-2018	1	0	1	58	34	4	3	99	133	-34
2018-2019	0	0	0	50	5	3	6	64	117	-53
2019-2020	0	2	-2	51	0	0	6	57	109	-52
2020-2021	0	2	-2	32	1	0	4	37	85	-48
2021-2022	0	1	-1	35	0	3	2	40	111	-71
<b>Average</b>	<b>0</b>	<b>1</b>	<b>-1</b>	<b>45</b>	<b>8</b>	<b>2</b>	<b>4</b>	<b>59</b>	<b>111</b>	<b>-52</b>



### Membership Composition June 2022 Cumulative



### Gender Composition June 2022 Cumulative

